

ACTS
435



Consistent during crisis

Annual Report and Financial Statements

2020/21



‘...giving to anyone who has need.’

Registered Charity No. 1131305

Company Registration No. 06919051

For enquiries contact: admin@acts435.org.uk

Website: acts435.org.uk

**Annual Report and Financial Statements
2020/21**



Registered with
**FUNDRAISING
REGULATOR**

Contents

Executive Director's Statement	3
Covid-19: Stories of Consistent Compassion	4
Timeline	6
Future Plans	8
Literature	9
Chair of Trustees' Statement	10
Stats at a Glance	11
Financial Statements	19

Executive Director's Statement



This has been a year of sustaining what we saw at the start of the pandemic when activity almost doubled overnight. Acts 435 has a broad range of partners, supported by a small, super efficient staff team, which enabled us to cope well with the ever-changing landscape during the pandemic. It has been good to increase the staff team this year to support our growth, which is possible due to increased Gift Aid receipts. This has also enabled us to commence work on a new website which is our biggest investment since Acts 435 began in 2009. The time is right to upgrade and modernise our current website. 2020/2021 has also been a year of experimentation with our Larger Gifts Fund which we funded through a mix of grant funding and one-time gifts from our donor base. This enabled us to step into over 115 situations where the need exceeded the £150 limit on our website and has been a very welcome resource to our amazing

advocates who are on the frontline helping people who find themselves in a crisis, are under a huge burden or in desperate need of a fresh start and have nowhere else to turn.

When Acts 435 began in 2009 after the financial crash and subsequent recession, we did not imagine things would have worsened by the time we got to the end of the 2010-2020 decade. It feels now like we are needed more than ever. We also continue to provide people who want to help with an unique way to do that - not only is it direct with 100% of their donation going straight to the person they choose to support, but they have the opportunity to receive a short thank you message sharing the impact of that gift, and giving added confirmation of where their donation went. This model also blesses the beneficiaries deeply - so many share the incredulous feeling of the kindness of strangers and the boost this gives them. I feel privileged to lead a charity that does not just bring blessing to those in need, but to our church and charity partners that can make use of our free resource, and our donors who can be connected to those in need in this way.

What has been clear is that wherever church ministries had to stop or advocates had to shield, there were plenty of others who were still reaching out to people struggling financially, and demand for Acts 435 continued at these higher levels. This can be seen by the fact we gave out £971,131 in the past financial year, an increase of 76% from the previous year! The majority of our staff team were juggling home- schooling children during this period and did not do any specific fundraising. Yet, our wonderful donors simply continued to give with new donors joining our community every week. We would not exist without them and we give thanks for each and every one.

- Jenny Herrera, Acts 435 Executive Director

Covid-19: Stories of Consistent Compassion

two pairs of school shoes

14th January 2021

This family were struggling to afford school shoes for their children. Mum was forced to work reduced hours and did not qualify for furlough.

Having overcome a number of difficult hurdles, this family had to work hard to make ends meet. This request for school shoes was important to the family so the children could feel comfortable, and walk to and from school with dry feet.

When Mum heard strangers had donated to allow her to purchase the children new shoes she was overcome and she cried with happiness and said: "the children have never had properly fitted school shoes before, I don't know what to say, we are so very grateful. Thank you." The children no longer feel embarrassed about having to wear trainers and are so proud of their shiny new shoes. The kindness of donors made this possible.




a sofa bed for new parents

3rd August 2020

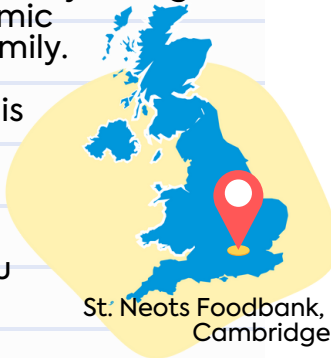
This family were struggling in their very small house after the arrival of their fifth baby. Dad unfortunately lost his job due to Covid-19 and they were living off only basic benefits, relying on the Foodbank to feed the family week to week.

Mum and Dad were taking it in turns to sleep on a chair in the living room with the baby, as there just wasn't enough space for the baby to sleep in their bedroom safely. Neither parent was getting a lot of sleep, but it was having a particularly bad impact on Mum's mental health. Receiving the donation to buy a sofa bed changed



everything and meant they could sleep.

They sent this message of thanks after the request was met: "[t]he biggest thank you ever! This will totally change the dynamic of our family. You have turned this negative into a positive, we can't thank you enough."



St. Neots Foodbank, Cambridge

burdensome debt payments

19th February 2021

V was living alone suffering with mobility problems. After a couple of nasty falls he was feeling really shaken and struggling to carry on. A couple of priority debts were causing great stress and anxiety, especially on top of his physical difficulties. The added strain of the pandemic was becoming too

much to handle.

It was such a relief when this was met and V was able to pay off some of the debts. He said it felt like he 'was no longer drowning'.



Heckmondwike, West Yorkshire



Timeline

2020



"Welcome Churches exists to see every refugee welcomed by their local church."

Welcome Churches Partnership
September



First Virtual Coffee Morning
November

Every request met to start the new year!
January



August

School Uniform Appeal

69 families helped with £8,850.



October

25,000 people helped



December

Christmas Campaign

Donors gave £88,785, helping 723 individuals and families.



Acts 435 Annual Report | 6

click on any of the images to read more about them



£24,320 raised and 200 requests met

Fresh Start Appeal

March

We reach £3,000,000 received in donations!

May

We thank Margaret for her service to Acts 435 as a trustee.



Margaret Sentamu



Jenny Herrera
Executive Director, Acts 435

Acts 435 Sunday
Acts 435 Sunday July

2021

February

Pray for the Nation

We joined the Church of England in daily prayer.



click on any of the images to read more about them

April

Giving Hope Together Event



June

Filming in Byker

We hear Donna's story and record in Byker.



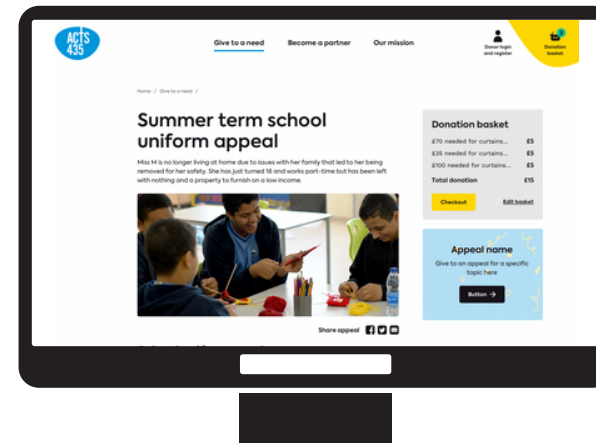
Byker Video

Future Plans

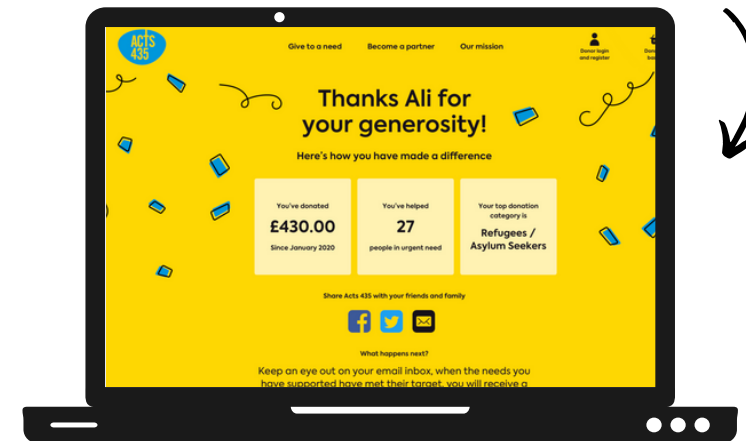
Given the current cost of living crisis, Acts 435 anticipates demand to grow steadily. In 2020 we set a goal of working with 1,000 partners by 2025, helping 1,000 people a month. This will require donations of over £120,000 a month to sustain. Acts 435 will continue its model of organic growth as word spreads and is focusing the work of its small team on developing strategic partnerships and experimenting with different media and marketing opportunities to reach new donors. In 2022 it plans to launch a brand new website which will serve it well for the next decade of growth, with increased functionality for partners and a more engaging experience for donors and visitors to the website. We do all this seeking God's guidance and trusting in His continued provision.

- Jenny Herrera, Acts 435 Executive Director

new website blueprints



A sneak peak at what we hope our new website will look like!



Literature

As we continue to invest in reaching more donors and partners we have refreshed our literature!

Our [tri-fold leaflet](#) is for church leaders and donors, explaining how we work.

The [donor postcard](#) promotes our work to donors.

[Partner with us](#) PDF offers a guide to partnership.



Chair of Trustees' Statement

Acts 435 is based on a simple idea – that if you provide a way to directly connect people in need with people who want to help, they will indeed part with their cash, especially when it is for a clearly identifiable item and managed through a network of churches and local charities that can verify the need.


In the beginning there were a good number of doubters and naysayers, but time has proved that the model works. Self-sustaining since 2015, Acts 435 is now making a tangible difference to the lives of thousands of people each year. I always say 'what goes up slowly, comes down slowly' and by steady, organic growth, Acts 435 has been well established for the recent surge in growth it has experienced. A tight knit, long-serving staff team has been invaluable to this as has being able to make this a free resource to churches and charities. Cost-efficient for partners and donors alike!



On behalf of the trustees I want to congratulate Jenny and her team for all they have achieved during the rocky months of the pandemic. Whilst it is deeply concerning that so many people in the UK are in need of our service, we are grateful that we can step in to make a difference in the lives of so many. We look forward to the day we can honestly say anyone in need in the UK can come to Acts 435 – there are still too many villages, towns and cities that lack an Acts 435 advocate but with every year that goes by that number lessens. Onwards and upwards!

- Julian Richer, Acts 435 Chair of Trustees

Stats at a Glance: Summary




7,171

people helped



£835,670

**given to those
in need**



£128,373

***giftaid* claimed from
applicable donations**

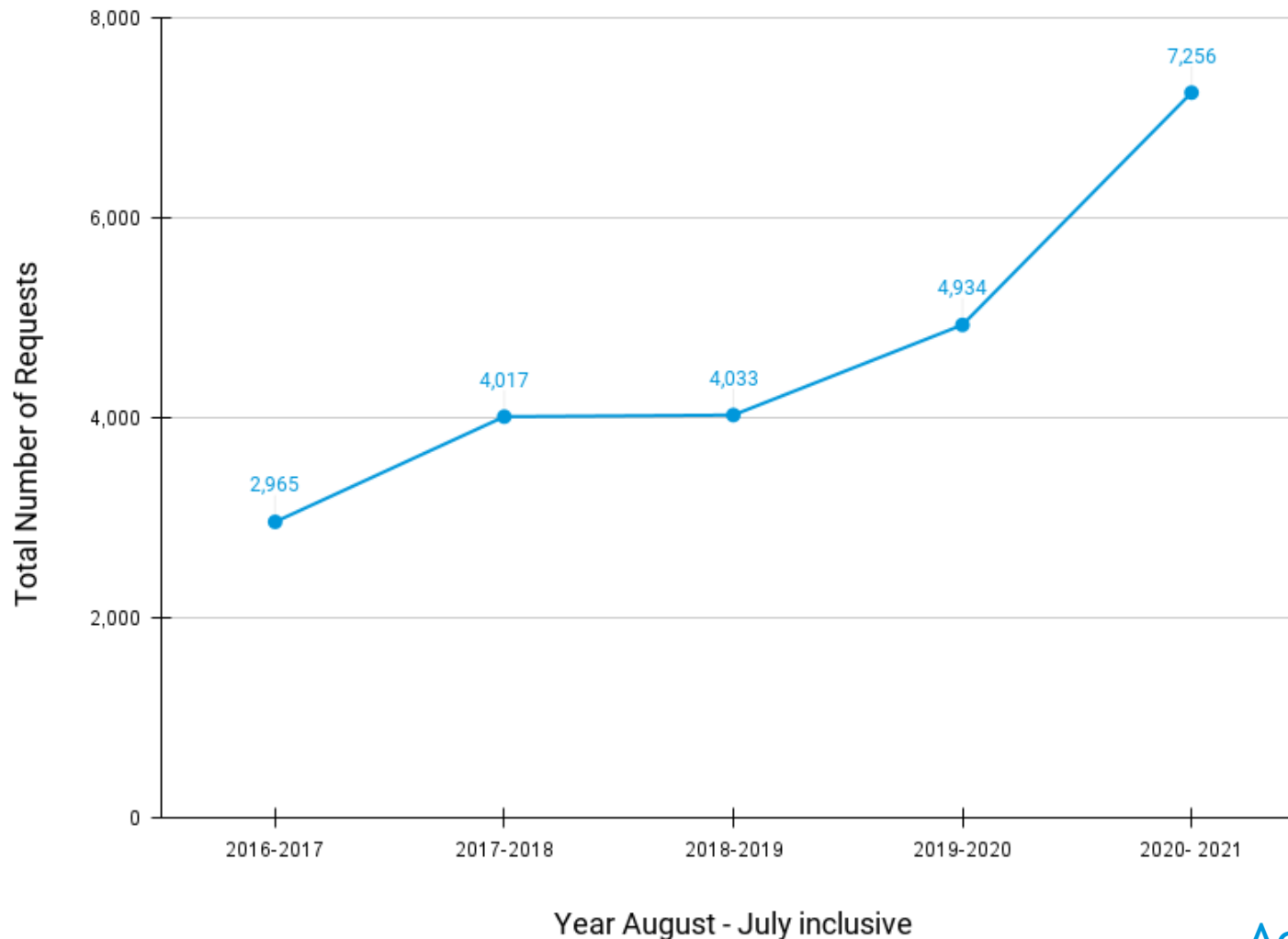
Some of the details:

The charity's administrative costs are kept to an absolute minimum with a very small team. Since 2016 the running costs of the Acts 435 have been solely funded by Gift Aid collected on donations, making Acts 435 a fully self-sustaining charity. As we look to the future we are utilising any surplus Gift Aid to make sure that our systems can continue to work in the best way possible for our staff, Advocates and donors.

The organisation and administration of Acts 435 is funded entirely by Gift Aid reclaimed on applicable donations.

Stats at a Glance

Total Number of Requests per Year for the Past 5 years August 2016 - July 2021



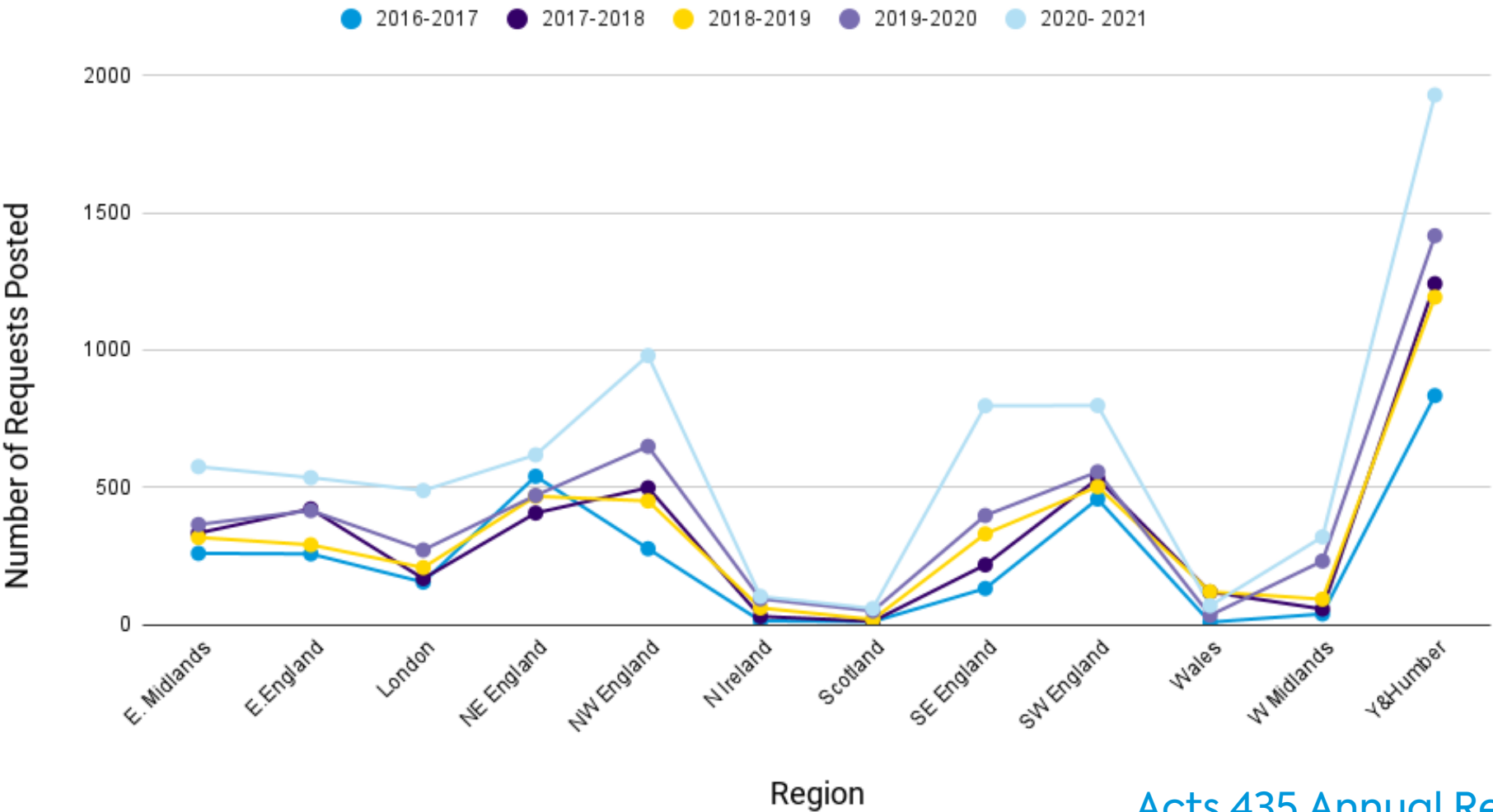
The following graphs and charts have been created to offer a visual interpretation of Act 435's reach and impact in different areas of the country, for different needs, over the last five years.

This graph shows a sharp increase in the number of requests posted between August 2020 - July 2021.

Whilst due diligence has been taken in formulating each of these charts, absolute accuracy cannot be guaranteed.

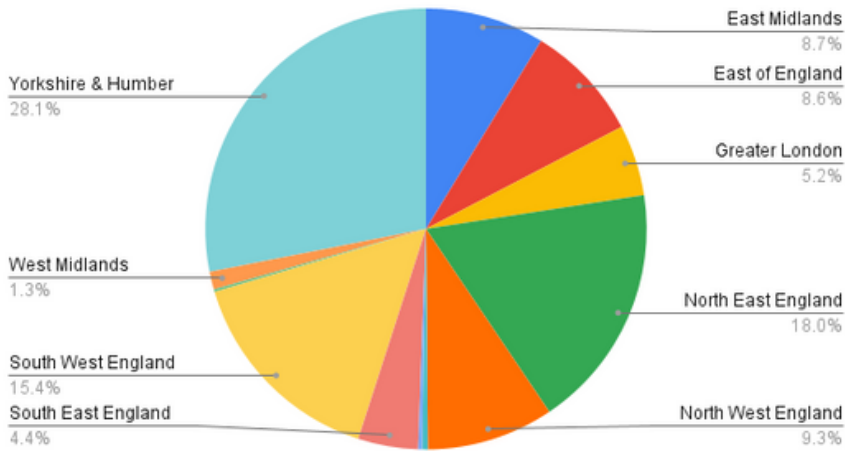
Stats at a Glance

Number of Requests Posted per Region Over a Five Year Period August 2016 - July 2021

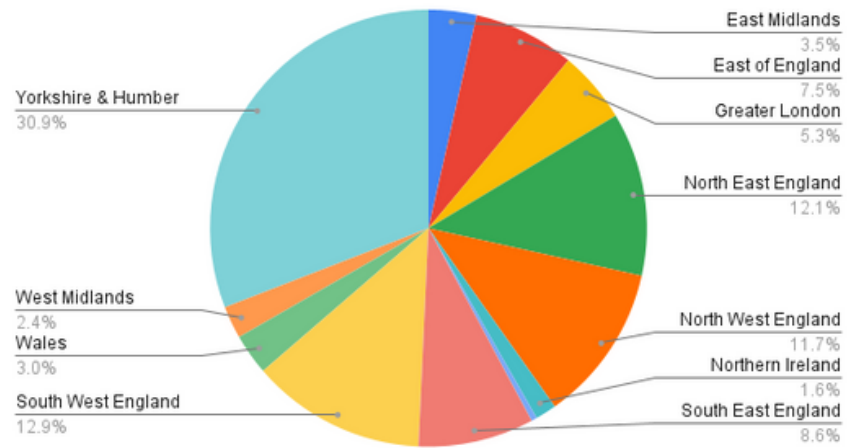


Stats at a Glance

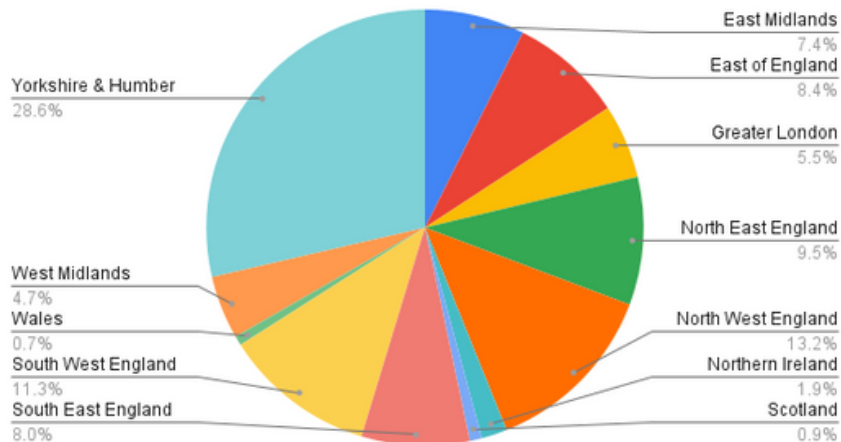
Percentage of Requests Posted per Region 2017-18



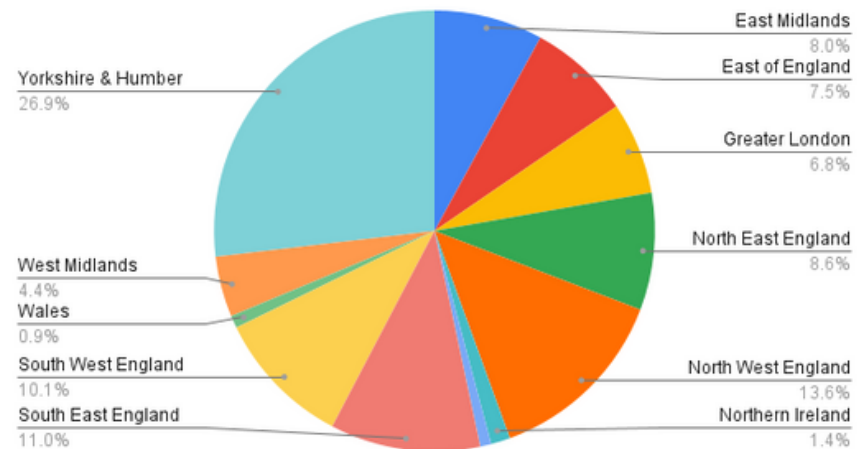
Percentage of Requests Posted per Region 2018 - 19



Percentage of Requests Posted per Region 2019 - 20

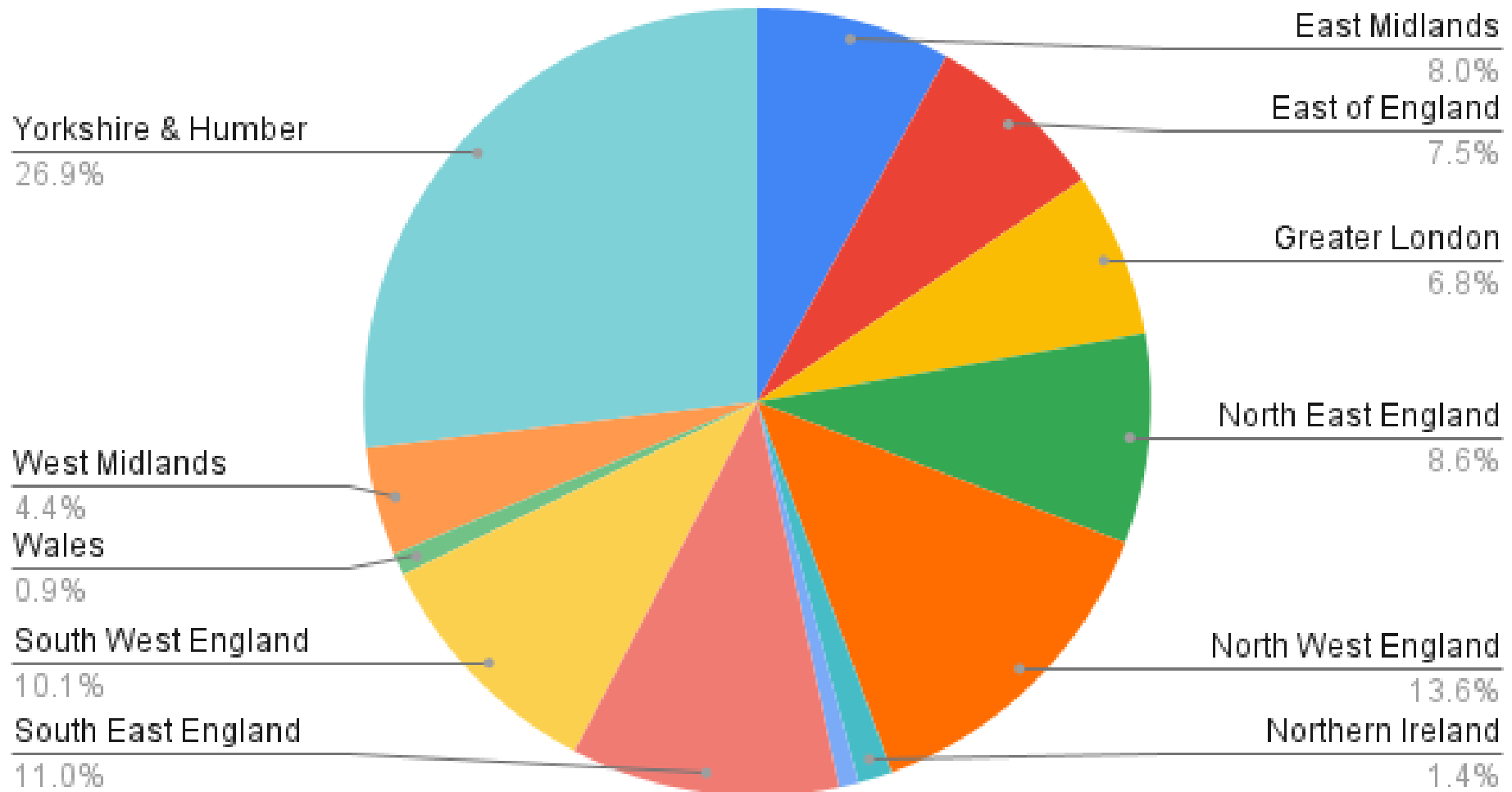


Percentage of Requests Posted per Region 2020 -21



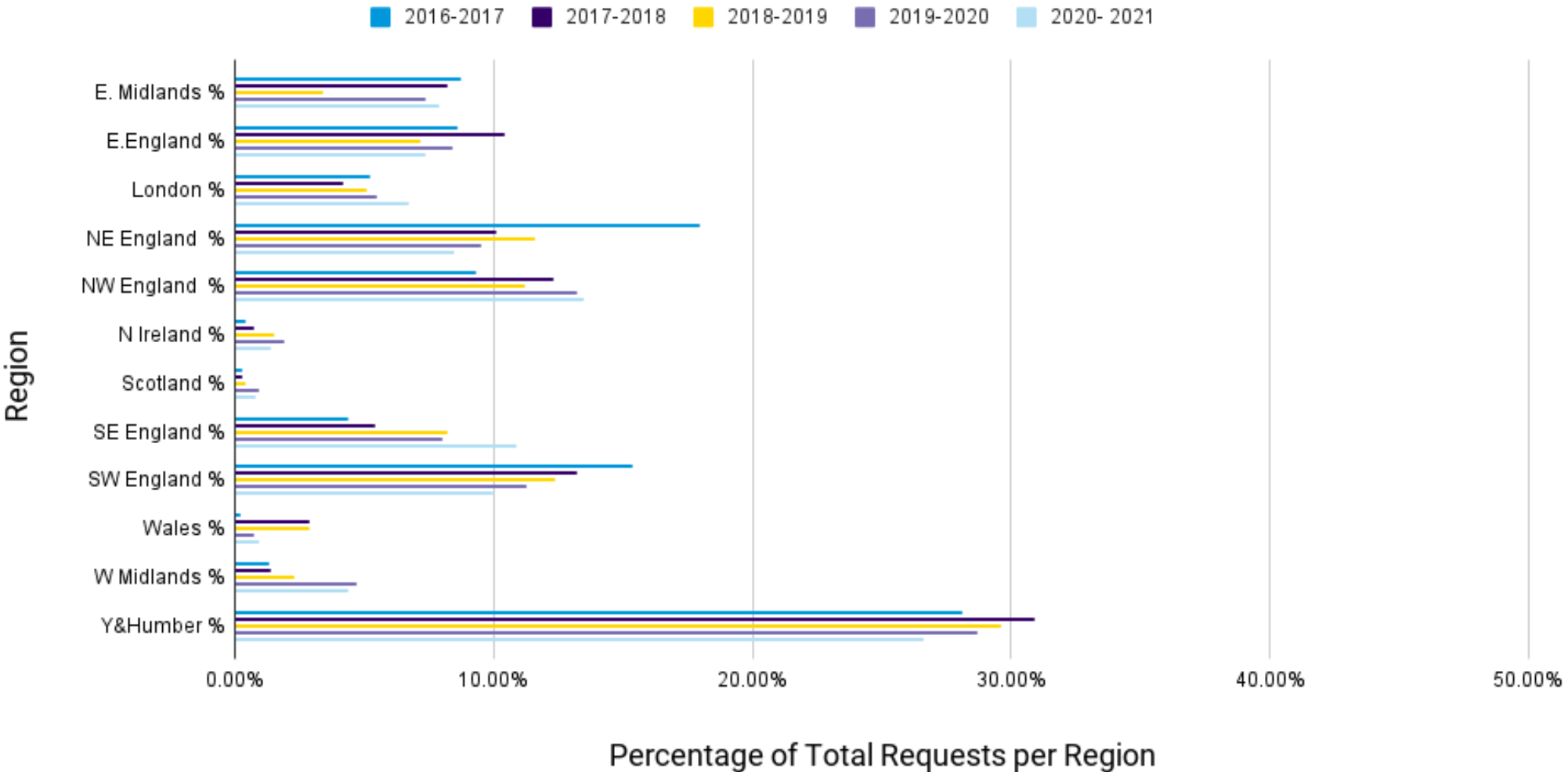
Stats at a Glance

Percentage of Requests Posted per Region 2020 -21



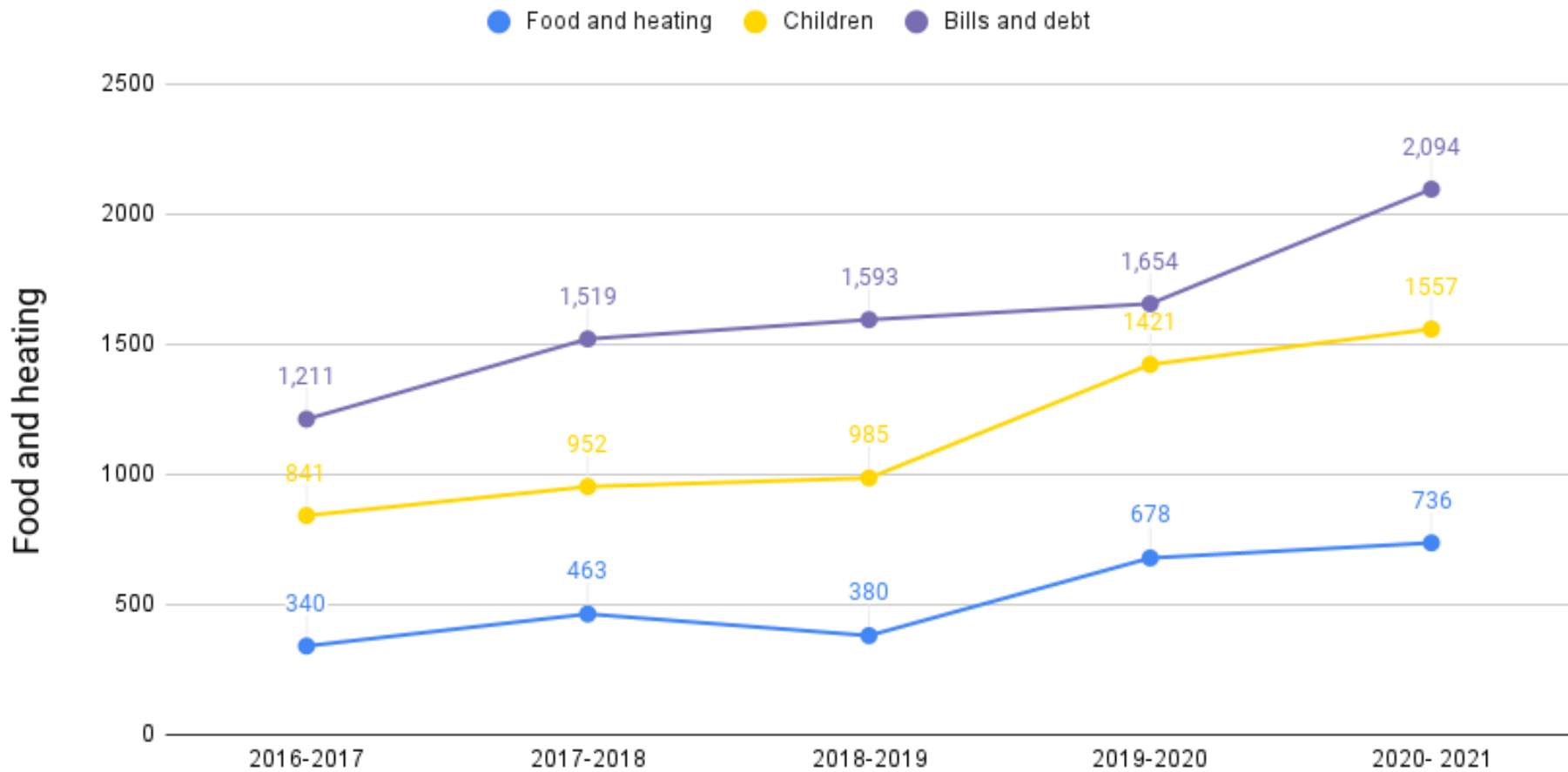
Stats at a Glance

Percentage of Requests Posted per Region per Year Over a Five Year Period



Stats at a Glance

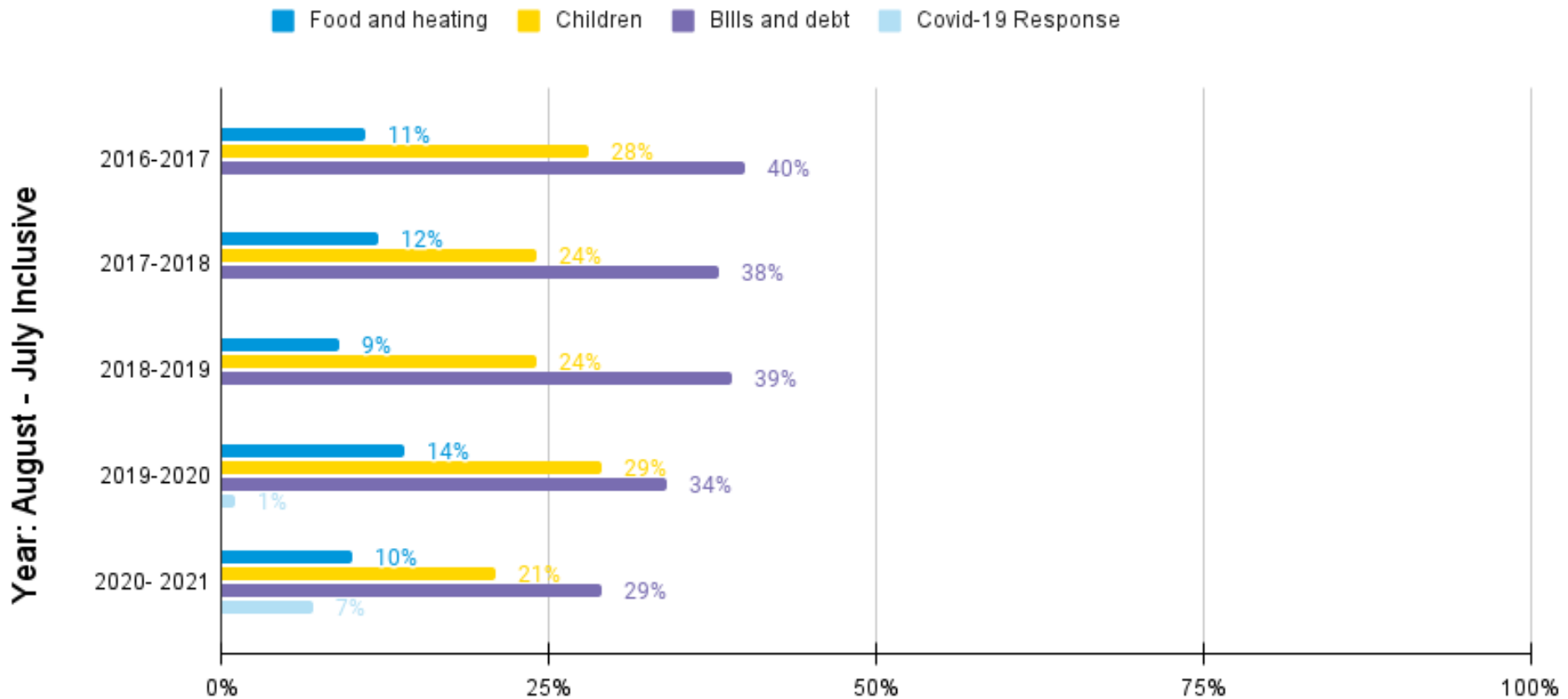
Total Number of Requests Posted within 3 Categories Over a 5 Year Period



Year: August - July Inclusive

Stats at a Glance

Percentage of Total Requests Falling Within Food and Heating, Children and Bills and Debt over the a 5 Year Period. (Added Category of Covid-19 Response July 2020.)



Financial Statements

Contents

Statement of Financial Activities	20
Balance Sheet	20
Statement of Cashflows	21
Notes to the Statement of Cashflows	22
Notes to the Financial Statements	22
Detailed Income and Expenditure Account	30

Financial Statements

ACTS 435 STATEMENT OF FINANCIAL ACTIVITIES FOR THE YEAR ENDED 31 JULY 2021

	Note	Unrestricted Funds £	Restricted Funds £	Total Funds	
				2021 £	2020 £
INCOME AND ENDOWMENTS FROM					
Donations, legacies and grants	3	128,373	925,553	1,053,926	689,395
Investment income	4	8	-	8	47
TOTAL INCOME		128,381	925,553	1,053,934	689,442
EXPENDITURE ON					
Raising funds	5	14,032	-	14,032	29,518
<i>Charitable activities</i>					
Grants payable to individuals	6	-	971,131	971,131	551,858
Charitable support and governance costs	7	61,935	-	61,935	35,983
TOTAL EXPENDITURE		75,967	971,131	1,047,098	617,359
NET INCOME/(EXPENDITURE)		52,414	(45,578)	6,836	72,083
Transfer between funds	16	(18,833)	18,833	-	-
NET MOVEMENT BETWEEN FUNDS		33,581	(26,745)	6,836	72,083
Total funds brought forward		58,742	40,037	98,779	26,696
TOTAL FUNDS CARRIED FORWARD		£ 92,323	£ 13,292	£ 105,615	£ 98,779

CONTINUING OPERATIONS

Income and net movement in funds derive wholly from continuing operations.

ACTS 435 BALANCE SHEET FOR THE YEAR ENDED 31 JULY 2021 REGISTRATION NUMBER: 06919051

	Note	Unrestricted Fund	Restricted Fund	2021 £	2020 £
FIXED ASSETS					
Tangible fixed assets	12	99	-	99	199
Intangible fixed assets	13	28,800	-	28,800	-
		28,899	-	28,899	199
CURRENT ASSETS					
Debtors	14	34,931	43,257	78,188	124,192
Cash at bank and in hand		34,419	18,127	52,546	74,314
		69,350	61,384	130,734	198,506
CREDITORS					
Amounts falling due within one year	15	5,926	48,092	54,018	99,926
		63,424	13,292	76,716	98,580
NET CURRENT ASSETS		92,323	13,292	105,615	98,779
TOTAL ASSETS LESS CURRENT LIABILITIES		£ 92,323	£ 13,292	£ 105,615	£ 98,779
NET ASSETS/(LIABILITIES)		£ 92,323	£ 13,292	£ 105,615	£ 98,779
REPRESENTED BY					
Unrestricted funds	16	92,323	-	92,323	58,742
Restricted funds	16	-	13,292	13,292	40,037
		£ 92,323	£ 13,292	£ 105,615	£ 98,779

Financial Statements

ACTS 435
BALANCE SHEET - CONTINUED
FOR THE YEAR ENDED 31 JULY 2021
REGISTRATION NUMBER: 06919051

These financial statement have been prepared in accordance with the provisions applicable to charitable companies subject to small companies regime.

The financial statement were approved by the Board of Trustees and authorised for issue on and were signed on it's behalf by:

Mr Julian Richer - Trustee

Canon P J Warry - Trustee

ACTS 435
STATEMENT OF CASHFLOWS
FOR THE YEAR ENDED 31 JULY 2021

	Note	2021 £	2020 £
CASH FLOWS FROM OPERATING ACTIVITIES			
Cash generated from operations	1	7,024	57,002
Net cash provided by operating activities		<u>7,024</u>	<u>57,002</u>
CASH FLOWS FROM INVESTING ACTIVITIES			
Purchase of tangible fixed assts		-	(299)
Purchase of intangible fixed assts		(28,800)	-
Interest received		8	47
Net cash (used in)/provided by investing activities		<u>(28,792)</u>	<u>(252)</u>
CHANGE IN CASH AND CASH EQUIVALENTS IN THE REPORTING PERIOD		(21,768)	56,750
Cash and cash equivalents at the beginning of the reporting period		74,314	17,564
CASH AND CASH EQUIVALENTS AT THE END OF THE REPORTING PERIOD		<u>52,546</u>	<u>74,314</u>

Financial Statements

ACTS 435
NOTES TO THE STATEMENT OF CASHFLOWS
FOR THE YEAR ENDED 31 JULY 2021

1. RECONCILIATION OF NET INCOME TO NET CASH FLOWS FROM OPERATING ACTIVITIES

	2021	2020
	£	£
Net income for the reporting period (as per the Statement of Financials Activities)	6,836	72,083
Adjustments for:		
Depreciation charges	100	100
Interest received	(8)	(47)
Decrease/(Increase) in debtors	46,004	(66,878)
Increase/(Decrease) in creditors	(45,908)	51,744
Net cash flow provided by operations	£ 7,024	£ 57,002

ANALYSIS OF CASH AND CASH EQUIVALENTS

Cash at bank and in hand	52,546	74,314
	£ 52,546	£ 74,314

Cash and cash equivalents amounting to £18,127 (2020:£42,492) related to restricted funds.

ANALYSIS OF CHANGES IN NET FUNDS

	At 01/08/20	Cash Flow	At 31/07/21
	£	£	£
Cash at bank	74,314	(21,768)	52,546
Total	£ 74,314	(£ 21,768)	£ 52,546

ACTS 435
NOTES TO THE FINANCIAL STATEMENTS
FOR THE YEAR ENDED 31 JULY 2021

2. ACCOUNTING POLICIES

The principal accounting policies adopted, judgments and key sources of estimation uncertainty in the preparation of the financial statements are as follows:

a) Legal entity

Acts 435 is regulated by the Charity Commission (1131305), limited by guarantee and is registered in England and Wales. The address of the registered office and principal place of business is Gateway Church, The Gateway Centre, Front Street, Acomb, York, YO24 3BZ. The Charity is also registered in Scotland (SC042550).

b) Basis of preparing the financial statements

The financial statements have been prepared in accordance with Accounting and Reporting by Charities: Statement of Recommended Practice applicable to charities preparing their accounts in accordance with the Financial Reporting Standard applicable in the UK (FRS102) (effective 1 January 2019), the Financial Reporting Standard applicable in the UK, the Companies Act 2006, the Charities Act 2011, the Charities and Trustee Investment (Scotland) Act 2005 and the Charities Accounts (Scotland) Regulations 2006.

ACTS435 meets the definition of a public benefit entity under FRS102. Assets and liabilities are initially recognised at historical cost or transaction value unless otherwise stated in the relevant accounting policy note(s).

The accounts are presented in UK Sterling pounds (£).

c) Going concern

As described in the Annual Report of the Trustees, special consideration has been given to the COVID-19 pandemic impact. The Trustees/Directors have prepared financial projections, taking into consideration the current economic climate and its potential impact on the sources of income and planned expenditure. They have a reasonable expectation that adequate financial resources are available to enable the Charitable Company to continue in operational existence for the foreseeable future, and have adequate contingency plans in the event that income streams are reduced. Consequently the financial statements have been prepared on the basis that the Charitable Company is a going concern.

Financial Statements

ACTS 435 NOTES TO THE FINANCIAL STATEMENTS - CONTINUED FOR THE YEAR ENDED 31 JULY 2021

d) Income

Donations

Donations receivable for the general purpose of the Charity are credited to "unrestricted funds". Donations for purposes restricted by the wishes of the donor are taken to "restricted funds" where these wishes are legally binding on the Trustees.

Other trading activities

All other incoming resources are included in the SOFA when the Charity is legally entitled to the income and the amount can be quantified with reasonable accuracy.

Investment income

Investment income has been accounted for on a cash receipt basis.

e) Expenditure

Expenditure is accrued as soon as a liability is considered probable, discounted to present value for longer-term liabilities. Expenditure attributable to more than one cost category is apportioned to them on the basis of the estimated amount attributable to each activity in the year, either by reference to staff time or the use made of the underlying assets, as appropriate.

Governance costs are costs associated with constitutional and statutory requirements. They include audit fees and estimated costs linked to the strategic management of the Charity. Support costs are those incurred directly in support of expenditure on the objects of the Charity.

Grants payable to individuals are recognised as payable from the point at which the corresponding donation is received via the charity's website. Details of the specific requests pending receipt of the full amount of the donation, and amounts held by churches to dispense to applicants are disclosed in the notes to the financial statements.

f) Tangible fixed assets

Tangible fixed assets are included in the financial statements at their historical cost.

Depreciation is calculated to write off the cost of fixed assets over their expected useful lives on a straight line basis. The rates used are as follows:

Computer equipment	- 33.3% straight line
--------------------	-----------------------

ACTS 435 NOTES TO THE FINANCIAL STATEMENTS - CONTINUED FOR THE YEAR ENDED 31 JULY 2021

g) Intangible fixed assets

Intangible fixed assets are included in the financial statements at their historical cost.

Amortisation is calculated to write off the cost of fixed assets over their expected useful lives on a straight line basis. The rates used are as follows:

Website	- 20% straight line
---------	---------------------

Amortisation is included within support costs under charitable activities on the Statement of Financial Activity.

h) Taxation

As a registered charity, Acts 435 is exempt from the tax on income falling within sections 466 to 493 of the Corporation Tax Act 2010 to the extent that this is applied to its charitable objects. No tax charges have arisen in the Company.

i) Fund accounting

Funds comprise unrestricted funds which have not been designated for other purposes, and are available for use at the discretion of the Trustees in accordance with the charitable objectives. Designated funds are unrestricted funds earmarked by the Trustees for particular purposes. Restricted funds are to be used for specific purposes as laid down by the donor. Expenditure which meets these criteria is charged to the fund.

Financial Statements

ACTS 435
NOTES TO THE FINANCIAL STATEMENTS - CONTINUED
FOR THE YEAR ENDED 31 JULY 2021

2. ACCOUNTING POLICIES - continued

j) Pension costs and other post-retirement benefits

The charitable company operates a defined contribution pension scheme. Contributions payable to the charitable company's pension scheme are charged to the Statement of Financial Activities in the period to which they relate.

k) Debtors

Trade and other debtors are recognised at the settlement amount due after any trade discount offered. Prepayments are valued at the amount prepaid net of any trade discounts due.

l) Cash at bank and in hand

Cash at bank and cash in hand includes cash and any short term deposit accounts with a maturity of three months or less from the date of opening.

m) Creditors and provisions

Creditors and provisions are recognised where the charity has a present obligation resulting from a past event that will probably result in the transfer of funds to a third party and the amount due to settle the obligation can be measured or estimated reliably. Creditors and provisions are normally recognised at their settlement amount after allowing for any trade discounts due.

n) Financial instruments

The charity only has financial assets and financial liabilities of a kind that qualify as basic financial instruments. Basic financial instruments are initially recognised at transaction value and subsequently measured at their settlement value with the exception of bank loans which are subsequently measured at amortised cost using the effective interest method.

ACTS 435
NOTES TO THE FINANCIAL STATEMENTS - CONTINUED
FOR THE YEAR ENDED 31 JULY 2021

3. DONATIONS AND LEGACIES	Unrestricted Funds	Restricted Funds	Total Funds	
	£	£	2021 £	2020 £
Donations	-	925,553	925,553	590,365
Gift aid	128,373	-	128,373	99,030
	<u>£ 128,373</u>	<u>£ 925,553</u>	<u>£ 1,053,926</u>	<u>£ 689,395</u>

In 2020 the amount of donations and legacies which related to restricted funds was £590,365.

4. INVESTMENT INCOME	Unrestricted Funds	Restricted Funds	Total Funds	
	£	£	2021 £	2020 £
Deposit account interest	8	-	8	47
	<u>£ 8</u>	<u>£ -</u>	<u>£ 8</u>	<u>£ 47</u>

In 2020 the amount of investment income which related to restricted funds was £Nil.

5. RAISING FUNDS	Unrestricted Funds	Restricted Funds	Total Funds	
	£	£	2021 £	2020 £
Staff costs	14,000	-	14,000	22,182
Public relations, marketing	32	-	32	7,336
	<u>£ 14,032</u>	<u>£ -</u>	<u>£ 14,032</u>	<u>£ 29,518</u>

In 2020 the amount of expenditure on raising funds which related to restricted funds was £Nil.

Financial Statements

ACTS 435
NOTES TO THE FINANCIAL STATEMENTS - CONTINUED
FOR THE YEAR ENDED 31 JULY 2021

6. GRANTS PAYABLE	2021	2020
	£	£
Grants payable to individuals	971,131	551,858
	<u>£ 971,131</u>	<u>£ 551,858</u>

Grants to individuals comprises £876,073 (2020: £538,865) given to meet specific requests - limited to £150 - listed on the Acts 435 website and £95,058 (2020: £12,993) for the Larger Gifts programme run in partnership with Stewardship.

In 2020 the amount of grants payable which related to restricted funds was £551,858.

7. SUPPORT COSTS

	Governance		Total	
	Administration	Costs	2021	2020
	£	£	£	£
Charitable support and governance costs	56,432	5,503	61,935	£ 35,983
	<u>£ 56,432</u>	<u>£ 5,503</u>	<u>£ 61,935</u>	<u>£ 35,983</u>

Administration	Unrestricted		Restricted		Total Funds	
	Funds	Funds	2021	2020	2021	2020
	£	£	£	£	£	£
Wages	41,405	-	41,405	19,834		
Pensions	697	-	697	206		
Office facility fee	-	-	-	316		
Bank and online donation fees	10,887	-	10,887	6,966		
IT and technical support	1,992	-	1,992	3,131		
Telephone	183	-	183	359		
Printing, postage & stationery	1,017	-	1,017	589		
Sundries	55	-	55	25		
Travelling	96	-	96	84		
Depreciation of tangible assets	100	-	100	100		
	<u>£ 56,432</u>	<u>£ -</u>	<u>£ 56,432</u>	<u>£ 31,610</u>		

ACTS 435
NOTES TO THE FINANCIAL STATEMENTS - CONTINUED
FOR THE YEAR ENDED 31 JULY 2021

7. SUPPORT COSTS (continued)

In 2020 the amount of administration costs which related to restricted funds was £Nil.

Governance costs	Unrestricted	Restricted	Total Funds	
	Funds	Funds	2021	2020
	£	£	£	£
Accountancy and external scrutiny fees	4,520	-	4,520	3,523
Legal fees	63	-	63	13
Insurance	920	-	920	837
	<u>£ 5,503</u>	<u>£ -</u>	<u>£ 5,503</u>	<u>£ 4,373</u>

In 2020 the amount of governance costs which related to restricted funds was £Nil.

Financial Statements

ACTS 435 NOTES TO THE FINANCIAL STATEMENTS - CONTINUED FOR THE YEAR ENDED 31 JULY 2021

8. NET INCOME/(EXPENDITURE)

Net income/(expenditure) is stated after charging/(crediting):

	2021	2020
	£	£
Depreciation - owned assets	100	100
Audit fees	4,251	3,163
Other accountancy/payroll fees	269	270

9. TRUSTEES' REMUNERATION AND BENEFITS

There were no Trustees' remuneration or other benefits for the year ended 31 July 2021 (2020: Nil).

Trustees' expenses

There were no Trustees' expenses paid for in the year ended 31 July 2021 (2020: Nil).

10. STAFF COSTS

	2021	2020
	£	£
Wages and salaries	55,269	41,648
Other pension costs	832	574
	56,101	42,222

The average monthly number of employees during the year was as follows:

	2021	2020
Employees	5	4

No employees received emoluments in excess of £60,000.

The Executive Director is considered to represent the key management personnel of the charity.

Total compensation of £19,625, inclusive of employer national insurance and pension contributions was paid in the year (2019: £19,312).

ACTS 435 NOTES TO THE FINANCIAL STATEMENTS - CONTINUED FOR THE YEAR ENDED 31 JULY 2021

11. COMPARITIVES FOR THE STATEMENT OF FINANCIAL ACTIVITIES

	Unrestricted Funds £	Restricted Funds £	Total Funds	
			2020 £	2019 £
INCOME AND ENDOWMENTS FROM				
Donations, legacies and grants	99,030	590,365	689,395	518,333
Investment income	47	-	47	-
TOTAL INCOME	99,077	590,365	689,442	518,333
EXPENDITURE ON				
Raising funds	29,518	-	29,518	14,488
<i>Charitable activities</i>				
Grants payable to individuals	-	551,858	551,858	449,885
Charitable support and governance costs	35,983	-	35,983	46,692
TOTAL EXPENDITURE	65,501	551,858	617,359	511,065
NET INCOME/(EXPENDITURE)	33,576	38,507	72,083	7,268
Transfer between funds	(350)	350	-	-
NET MOVEMENT BETWEEN FUNDS	33,226	38,857	72,083	7,268
Total funds brought forward	25,516	1,180	26,696	19,428
TOTAL FUNDS CARRIED FORWARD	£ 58,742	£ 40,037	£ 98,779	£ 26,696

Financial Statements

ACTS 435 NOTES TO THE FINANCIAL STATEMENTS - CONTINUED FOR THE YEAR ENDED 31 JULY 2021

12. TANGIBLE FIXED ASSETS

	Computer equipment £	Total £
Cost:		
At 1 August 2020	4,827	4,827
Additions	-	-
At 31 July 2021	4,827	4,827
Depreciation:		
At 1 August 2020	4,628	4,628
Charge for the year	100	100
At 31 July 2021	4,728	4,728
Net book values:		
At 31 July 2021	£ 99	£ 99
At 31 July 2020	£ 199	£ 199

13. INTANGIBLE FIXED ASSETS

	Existing Website £	New Website	Total £
Cost:			
At 1 August 2020	16,214	-	16,214
Additions	-	28,800	28,800
At 31 July 2021	16,214	28,800	45,014
Amortisation:			
At 1 August 2020	16,214	-	16,214
Charge for the year	-	-	-
At 31 July 2021	16,214	-	16,214
Net book values:			
At 31 July 2021	£ -	£ 28,800	£ 28,800
At 31 July 2020	£ -	£ -	£ -

ACTS 435 NOTES TO THE FINANCIAL STATEMENTS - CONTINUED FOR THE YEAR ENDED 31 JULY 2021

14. DEBTORS

	2021 £	2020 £
Other debtors - Amounts held by churches/local charities	43,257	93,190
Tax - Gift Aid receivable	34,931	31,002
	£ 78,188	£ 124,192

15. CREDITORS amounts falling due within one year

	2021 £	2020 £
Trade creditors	580	-
Social security and other taxes	371	361
Other creditors	187	139
Accrued expenses	4,788	3,781
Grants payable	48,092	95,645
	£ 54,018	£ 99,926

16. MOVEMENT IN FUNDS

	Balance b/f at 01/08/20 £	Incoming Resources £	Resourced Expenditure £	Transfers Between Funds £	Balance c/f at 31/07/21 £
Unrestricted funds					
General funds	58,742	128,381	(75,967)	(18,833)	92,323
Restricted funds					
Donations	1,850	855,390	(876,073)	18,833	-
Larger Gifts	38,187	70,163	(95,058)	-	13,292
	40,037	925,553	(971,131)	18,833	13,292
Total funds	£ 98,779	£ 1,053,934	(£ 1,047,098)	£ -	£ 105,615

Financial Statements

ACTS 435
NOTES TO THE FINANCIAL STATEMENTS - CONTINUED
FOR THE YEAR ENDED 31 JULY 2021

16. MOVEMENT IN FUNDS (continued)

Comparatives for movement in funds	Balance b/f At 01/08/19 £	Incoming Resources £	Resourced Expenditure £	Transfers Between Funds £	Balance c/f at 31/07/2020 £
Unrestricted funds					
General funds	25,516	99,077	(65,501)	(350)	58,742
					-
Restricted funds					
Donations	-	540,365	(538,865)	350	1,850
Larger Gifts	1,180	50,000	(12,993)	-	38,187
	1,180	590,365	(551,858)	350	40,037
Total funds	£ 26,696	£ 689,442	(£ 617,359)	£ -	£ 98,779

Restricted funds

Donations

Restricted donations are those given towards requests posted online. Where a specific request has been donated to, the funds will go to that specific individual. Where a general donation towards requests has been given, Acts 435 allocates these funds to specific requests. Each request is a maximum of £150.

As at 31 July 2021 there was £4,835 (2020: £2,455) of donations given to specific requests pending receipt of the full amount before sending to the appropriate church or local charity, and a further £39,757 (2020: £91,577) held by, or in the process of being transferred to, different churches or local charities to dispense to applicants.

ACTS 435
NOTES TO THE FINANCIAL STATEMENTS - CONTINUED
FOR THE YEAR ENDED 31 JULY 2021

16. MOVEMENT IN FUNDS (continued)

Larger gifts

A special appeal was run with the help of Stewardship in October 2018, to meet 5 needs larger than those run on the normal Acts 435 website. This appeal was generously supported, and extra funds were raised and have continued to be given. A Larger Gifts fund has therefore been established whereby advocates can apply to Acts 435 for help with a larger need for someone in their local community where there are no funds to help them, and the need exceeds those they can post directly onto the Acts 435 website.

As at 31 July 2021 there was £3,500 (2020: £1,613) of donations held by different churches or local charities to dispense to applicants.

Transfers between funds

Where requests are expiring and the full amount has not been met by external donors, the Acts 435 team applies general funds to make up these amounts, using a debit card and making the donation online in the same way external donors do. This is shown as a transfer from unrestricted to restricted funds which is considered to most accurately reflect the substance of these transactions.

Similarly, transfers have been made from general funds to support needs met from the Larger Gifts fund.

Financial Statements

ACTS 435
NOTES TO THE FINANCIAL STATEMENTS - CONTINUED
FOR THE YEAR ENDED 31 JULY 2021

17. ANALYSIS OF FUNDS

	Tangible fixed assets £	Intangible fixed assets £	Current assets £	Current liabilities £	Total £
Current Year					
Unrestricted funds	99	28,800	69,350	(5,926)	92,323
Restricted funds	-	-	61,384	(48,092)	13,292
	<u>99</u>	<u>28,800</u>	<u>130,734</u>	<u>(54,018)</u>	<u>105,615</u>
Prior Year					
Unrestricted funds	199	-	158,469	(99,926)	58,742
Restricted funds	-	-	40,037	-	40,037
	<u>199</u>	<u>-</u>	<u>198,506</u>	<u>(99,926)</u>	<u>98,779</u>

18. RELATED PARTY DISCLOSURES

During the year Acts 435 received a charitable grant of £Nil (2020: £4,988) from The Persula Foundation, a charity of which Julian Richer is also a Trustee.

There have been no transactions with related parties in the current year.

The following page does not form part of the statutory accounts.

Financial Statements

ACTS 435

DETAILED INCOME AND EXPENDITURE ACCOUNT

FOR THE YEAR ENDED 31 JULY 2021

	2021		2020	
	£	£	£	£
INCOME AND ENDOWMENTS				
Donations and Legacies				
Donations	925,553		590,365	
Gift aid	128,373		99,030	
		1,053,926		689,395
Investment Income				
Deposit account interest	8		47	
		8		47
Total incoming resources		1,053,934		689,442
EXPENDITURE				
Raising donations and legacies				
Wages	14,000		21,814	
Pensions	-		368	
Public relations, marketing	32		7,336	
		14,032		29,518
Charitable activities				
Grants to individuals	971,131		551,858	
		971,131		551,858
Support costs				
Administration:				
Wages	41,405		19,834	
Pensions	697		206	
Office facility fee	-		316	
Bank and online donation fees	10,861		6,966	
IT and technical support	1,992		3,131	
Telephone	183		359	
Printing, postage and stationery	1,017		589	
Sundries	55		25	
Travelling	96		84	
Depreciation	100		100	
		56,406		31,610

ACTS 435

DETAILED INCOME AND EXPENDITURE ACCOUNT - CONTINUED

FOR THE YEAR ENDED 31 JULY 2021

	2021		2020	
	£	£	£	£
Governance costs				
Accountancy and external scrutiny fees	4,251		3,523	
Legal fees	63		13	
Insurance	920		837	
		5,234		4,373
Total resources expended		1,046,803		617,359
NET INCOME		7,131		72,083

